


schoolNEWS

News and information from Unified School District #232.



Mill Valley teacher
honored with national award
PAGE 6



ACT = 36
DHS student achieves
perfect score
PAGE 5

We are 1st in Reading,
2nd in Science, & 3rd in
Math in Johnson County.
PAGE 2

District Report Card
USD 232 receives report
card from state.
PAGE 4

WE HAVE EXCELLENT SCHOOLS SEE HOW WE COMPARE IN JOHNSON COUNTY

Many of our families know their children are receiving an excellent education in Unified School District 232. Some parents have even referred to our school system as the *best kept secret in Johnson County*. But do you really know how we stack up against the other schools? While our work is never truly done, our students continue to be recognized for their exceptional academic performance.

We are sharing with you some exciting academic results in this issue of **schoolNEWS**. Did you know we lead all Johnson County public schools in the graduation rate? Did you know **De Soto High School** leads all public and private high schools in the county in Reading and has done so three years in a row? **Mill Valley High School** leads the majority of county high schools by ranking second and third in Science and Math.

You will also read in this issue how our schools achieved Adequate Yearly Progress (AYP) under the rigor of No Child Left Behind and earned the coveted Kansas Standard of Excellence in Reading, Math and Science. We celebrate the success of **Philip Kaul** (pg. 5), a junior at De Soto High School who achieved a perfect score of 36 on the ACT college entrance exam.

We have some of the finest

teachers in the country right here in USD 232. In fact, our teachers continue to receive state and national recognition. **Holly Schreiber** (pg. 7) is a teacher at Belmont Elementary and a Finalist for Kansas Teacher of the Year. **Amy McClure** (pg. 6) is a teacher at Mill Valley High School and the 2010 National Health Educator of the Year. **Chuck Mahon** (pg. 6) is an associate principal at De Soto High School and the Area 1 High School Assistant Principal of the Year.

From time to time we receive calls from realtors and families in the area who are not familiar with Unified School District 232. Many of them seem to have little knowledge about the district until they learn more. They do not know, for example, how large the district is with 12 schools and 6,700 students (pg. 5). They do not know our boundaries encompass 60 percent of the City of Shawnee, approximately 40 percent of the City of Lenexa, a portion of Olathe, and all of De Soto. And, more importantly, they do not know how competitive we are when it comes to academic results.

Another statistic that seems to surprise those who are unfamiliar with us is the fact that 75 percent of our student population live in the City of Shawnee. Yes, we are much smaller than some



Mrs. Janelle Stockwell, teacher at Horizon Elementary in Shawee, is pictured with four of her students.

nearby districts, but we offer excellent, first-rate schools in a suburban setting and a rural setting. Families have great choices in USD 232.

As we approach the holiday season, we are thankful for our schools and the quality education our children receive. However, as we celebrate these achievements we must continue to identify areas in need of improvement.

The Board of Education made a commitment in 2009 to continuous improvement to help our district achieve organizational excellence. Throughout our system we

are implementing a process based on *The 7 Habits of Highly Effective People* and *The 8th Habit* by Stephen Covey. We are also reflecting on the business processes in *Good to Great* by Jim Collins and we are seeing positive results.

With these principles and findings, we are pushing forward and inviting you to work with us to build a great school district that will be built to last.

Sincerely,
Ron Wimmer, Ed.D.
Superintendent

WE ARE FIRST IN READING, SECOND IN SCIENCE AND THIRD IN MATH

HOW DO OUR HIGH SCHOOLS COMPARE IN JOHNSON COUNTY?

2009-10 Kansas Assessments: Johnson County High Schools percentage of students meeting or exceeding state standards.

READING		
High School		%
1	De Soto (3rd year in a row)	98.7
2	Blue Valley North	98.4
3	St. James	97.6
4	Spring Hill	97.2
5	Mill Valley	97.1
6	Blue Valley	96.8
7	Olathe East	96.2
8	Shawnee Mission South	95.9
9	Blue Valley West	95.6
10	Shawnee Mission East	95.3
11	Blue Valley Northwest	95.3
12	St. Thomas Aquinas	95
13	Olathe Northwest	94.8
14	Olathe South	94
15	Shawnee Mission West	93.2
16	Gardner-Edgerton	92.7
17	Shawnee Mission Northwest	92.5
18	Olathe North	91.2
19	Bishop Meige	91

MATH		
High School		%
1	Blue Valley	98
2	Blue Valley North	96.1
3	Mill Valley	95.2
4	Blue Valley West	95
5	Blue Valley Northwest	94.9
6	St. Thomas Aquinas	94.4
7	Shawnee Mission East	93.7
8	Olathe Northwest	93
9	Shawnee Mission Northwest	92.5
10	Gardner-Edgerton	91.8
11	Olathe East	91.4
12	Shawnee Mission South	91.1
13	St. James	90.8
14	Olathe South	90.8
15	De Soto	90.7
16	Spring Hill	89.4
17	Shawnee Mission West	85.9
18	Olathe North	83.5
19	Bishop Meige	71.4

SCIENCE		
High School		%
1	Shawnee Mission East	98
2	Mill Valley	97.8
3	St. Thomas Aquinas	97.7
4	Spring Hill	97.7
5	Blue Valley	97.1
6	Blue Valley West	96.6
7	Gardner-Edgerton	96.2
8	Blue Valley Northwest	94.8
9	Blue Valley North	94.2
10	Shawnee Mission Northwest	94.1
11	Shawnee Mission South	93.5
12	Olathe Northwest	90.4
13	Olathe East	90.1
14	De Soto	89.7
15	Shawnee Mission West	89.5
16	Olathe North	88.3
17	Olathe South	88.1
18	Bishop Meige	86.5
19	St. James	n/a

DISTRICT ACHIEVES ADEQUATE YEARLY PROGRESS

STUDENT SCORES IMPROVE IN 2010, DISTRICT CELEBRATES CONTINUOUS IMPROVEMENT

We are pleased to report all schools achieved the state and federal benchmark for Adequate Yearly Progress (AYP) for the previous school year. Test scores reveal more students are meeting and exceeding rigorous standards in Mathematics and Reading.

READING - 94.4 PERCENT of our students met or exceeded the standard compared to 91.9 percent in 2009.

MATH - 90.4 PERCENT of our students met or exceeded the standard compared to 88.9 percent in 2009.

Federal regulations under No Child Left Behind require all student groups to meet or exceed defined targets for math and reading on state assessments, or Adequate Yearly Progress (AYP). "Our students scored well

above their state peers and have shown growth in all tests areas," said Earl Martin, director of teaching and learning. "This success can be attributed to the outstanding teachers, administrators, and educational programs we provide for our children." Martin also said the positive progress is linked to the continued support schools receive from parents and community members.

WHAT IS AYP?

Adequate Yearly Progress - The process for evaluating student performance in public schools, districts, and states in reaching the annual targets to ensure 100% of students score at the standard level or above by the year 2014. It is a requirement of No Child Left Behind federal law.

WHAT IS INCLUDED IN AYP?

- State reading assessment results for students who enrolled by September 20.
- State math assessment results for students who enrolled by September 20.
- State assessment participation rates.
- Attendance rate (elementary and middle schools).
- Graduation rate (high schools).

2010 AYP Data: ALL Students:

	Kansas Assessments	USD 232 Scores 2010	USD 232 Scores 2009	Kansas Target Scores 2010
READING		94.4%	91.9%	81.3%
MATH		90.4%	88.9%	76.4%

Be sure to use your Flex Spending by the end of the year. Call for an appointment to day!

• **\$25 New Patient Special***
Includes exam, x-rays and consultation

• **\$25 Lifetime Whitening***
(with regular hygiene visits)

*Offers expire 12/30/10

Dr. James R. "Pete" Kiene
& Dr. Kory Ediger

913-631-5622

11005 W. 60th St. Shawnee, KS 66203
www.kienedentalgroup.com



Jessica and Dustin (actual patients)



We participate with
Delta Dental, Cigna,
Humana, MetLife,
Dentemax, Guardian and
Blue Cross Blue Shield.

GIVE THE GIFT OF MUSIC!

Private Piano Teacher relocated to Shawnee



Bachelor of Music Degree
Gifted & Talented Teaching Endorsement
25 years experience
Member of MTNA, KMTNA,
National Guild of Piano Teachers

- ♪ Weekly private lessons
- ♪ Monthly group theory classes
- ♪ Yearly fall & spring recitals
- ♪ Computer theory & music game software

Easy access in Clear Creek Elementary School District
(Off Woodland Road) Great times available after school

931-215-4293 (TN area code) • jjpianostudio@hotmail.com

SCHOOLS ACHIEVE STANDARD OF EXCELLENCE

Students in Unified School District No. 232 continue to perform at the highest academic levels as evident in the annual Standard of Excellence report from the Kansas State Department of Education. All schools within the district earned the coveted Standard of Excellence in either Math, Reading, Science or all subject areas on the 2009-10 state assessments.

WHAT IS STANDARD OF EXCELLENCE?

It is based on all student data. To receive the Standard of Excellence

designation, a certain percentage of students must score Exemplary (highest academic level) on state assessments and only a small percentage of students scoring at the lowest level, Academic Warning.

Kansas Assessment Student Performance Levels

- Exemplary
- Exceeds Standard
- Meets Standard
- Approaches Standard
- Academic Warning

STANDARD OF EXCELLENCE - BUILDING LEVEL DESIGNATION 2009-10 KANSAS ASSESSMENTS

Schools	Reading	Math	Science
Clear Creek Elementary	Yes	Yes	-
Horizon Elementary	Yes	Yes	-
Mize Elementary	Yes	-	-
Prairie Ridge Elementary	Yes	Yes	Yes
Riverview Elementary	Yes	Yes	Yes
Starside Elementary	Yes	Yes	-
Lexington Trails Middle School	Yes	Yes	Yes
Mill Creek Middle School	Yes	Yes	Yes
Monticello Trails Middle School	Yes	Yes	Yes
De Soto High School	Yes	Yes	-
Mill Valley High School	Yes	Yes	Yes

The Kansas State Board of Education has established very high expectations for academic achievement for both Kansas schools and for individual students. These expectations are called the "Standard of Excellence." An excellence standard establishes a "world class" benchmark of performance for either an individual student or for a group of students for the particular skill assessed. A Standard of Excellence, in tandem with other achievement measures, is used to interpret performance on the Kansas assessments.

The Standard of Excellence, in use since 1995, is based on a distribution of student scores across the five student performance levels of the state assessments for each content area tested. Input from a panel of superintendents, principals, and curriculum directors and an analysis of the building performances data were used to construct a criterion profile of performance for a building judged to be "excellent." These "standards of excellence" criterion were developed considering the performance of all students as the base population.

GRADUATION RATES

USD 232 TOPS JOHNSON COUNTY

The Kansas State Department of Education measures graduation rates for every school district. This information is released annually on each district's report card. At right are the 2009-10 graduation rate for USD #232, Blue Valley, Olathe, Shawnee Mission, Gardner-Edgerton, and Spring Hill.

Class of 2010
USD 232 = 97.6%
Blue Valley = 97.4%
Spring Hill = 95.7%
Olathe = 94.8%
Shawnee Mission = 92.1%
Gardner-Edgerton = 91.2%

STANDARD OF EXCELLENCE - GRADE LEVEL DESIGNATION

2009-10 KANSAS ASSESSMENTS

ACCOMPLISHMENT RATE = 86%

The school district had 87 opportunities for students to earn the Standard of Excellence (all schools) on the 2009-10 state assessments. Of those 87 opportunities, the district achieved 75 - translating to an accomplishment rate of 86 percent.

Schools	Subject	Grade Level	Standard of Excellence
Clear Creek Elem	Reading	3	Yes
Clear Creek Elem	Reading	4	Yes
Clear Creek Elem	Reading	5	Yes
Clear Creek Elem	Math	3	Yes
Clear Creek Elem	Math	4	
Clear Creek Elem	Math	5	Yes
Horizon Elem	Reading	3	Yes
Horizon Elem	Reading	4	Yes
Horizon Elem	Reading	5	Yes
Horizon Elem	Math	3	Yes
Horizon Elem	Math	4	Yes
Horizon Elem	Math	5	Yes
Mize Elem	Reading	3	
Mize Elem	Reading	4	Yes
Mize Elem	Reading	5	Yes
Mize Elem	Math	3	
Mize Elem	Math	4	
Mize Elem	Math	5	Yes
Prairie Ridge Elem	Reading	3	Yes
Prairie Ridge Elem	Reading	4	Yes
Prairie Ridge Elem	Reading	5	Yes
Prairie Ridge Elem	Math	3	Yes
Prairie Ridge Elem	Math	4	Yes
Prairie Ridge Elem	Math	5	Yes
Riverview Elem	Reading	3	Yes
Riverview Elem	Reading	4	Yes
Riverview Elem	Reading	5	Yes
Riverview Elem	Math	3	Yes
Riverview Elem	Math	4	Yes
Riverview Elem	Math	5	Yes
Starside Elem	Reading	3	Yes
Starside Elem	Reading	4	Yes
Starside Elem	Reading	5	Yes
Starside Elem	Math	3	Yes
Starside Elem	Math	4	Yes
Starside Elem	Math	5	
Lexington Trails Middle School	Reading	6	Yes
Lexington Trails Middle School	Reading	7	Yes
Lexington Trails Middle School	Reading	8	Yes
Lexington Trails Middle School	Math	6	Yes
Lexington Trails Middle School	Math	7	Yes
Lexington Trails Middle School	Math	8	Yes
Mill Creek Middle School	Reading	6	Yes
Mill Creek Middle School	Reading	7	Yes
Mill Creek Middle School	Reading	8	Yes
Mill Creek Middle School	Math	6	
Mill Creek Middle School	Math	7	Yes
Mill Creek Middle School	Math	8	Yes
Monticello Trails Middle School	Reading	6	Yes
Monticello Trails Middle School	Reading	7	Yes
Monticello Trails Middle School	Reading	8	Yes
Monticello Trails Middle School	Math	6	Yes
Monticello Trails Middle School	Math	7	Yes
Monticello Trails Middle School	Math	8	Yes

KANSAS STATE DEPARTMENT OF EDUCATION REPORT CARD 2009-2010

ADEQUATE YEARLY PROGRESS (AYP) is a method for determining if schools, districts and the state have made adequate progress in improving student achievement. AYP is based on participation and performance on state assessments, as well as attendance rates for elementary and middle schools, and, for high schools, graduation rates. For the 2009-2010 school year, this district did make AYP. More information on this district's performance on the AYP measures is provided below.

Student Group	Reading		Math		Additional Academic Indicators	
	% Prof. & Above Goal: 81.3%	% Tested Goal: 95%	% Prof. & Above Goal: 76.4%	% Tested Goal: 95%	Grad Rt. High Sch. Goal: 75% or Improve.	Attend Rt. Goal: 90%
All Students	94.4%	100.0%	90.4%	99.9%	97.6%	95.9%
Free & Reduced Lunch	89.0%	99.8%	77.3%	100.0%	N/A	N/A
Students with Disabilities	84.6%	99.2%	68.7%	99.6%	N/A	N/A
English Language Learners	80.2%	100.0%	83.5%	99.2%	N/A	N/A
African-American Students	76.0%	100.0%	78.9%	100.0%	N/A	N/A
Hispanic	88.9%	100.0%	83.3%	100.0%	N/A	N/A
White	95.5%	100.0%	91.4%	99.9%	N/A	N/A
Asian	93.2%	100.0%	87.4%	98.9%	N/A	N/A
American Indian or Alaska Native	90.0%	100.0%	74.2%	100.0%	N/A	N/A
Multi-Racial	92.0%	100.0%	93.7%	100.0%	N/A	N/A
Native Hawaiian or Pacific Islander	N/A	N/A	N/A	N/A	N/A	N/A

DEMOGRAPHICS Race/Ethnicity	Dist.	State
African Americans	2.6	7.5
Hispanics	7.7	15.8
Whites	83.6	68.9
Other	6.1	7.8

Economically Disadvantaged Students	Dist.	State
Economically Disadvantaged	14.0	45.7
Non-Economic. Disadvantaged	86.0	54.3

Migrant Students	Dist.	State
Migrant Students	0.1	1.1
Non-Migrant Students	99.9	98.9

TOTAL ENROLLMENT K-12
District: 6,501

State: 473,772

DEMOGRAPHICS English Language Learners	Dist.	State
ELL Students	3.7	9.1
Non-ELL Students	96.3	90.9

Students with Disabilities	Dist.	State
Students with Disabilities	7.4	13.6
Students without Disabilities	92.6	86.4

Gender	Dist.	State
Male	51.7	51.5
Female	48.3	48.5

Attendance	Dist.	State
2009	95.9	94.7
2010	95.9	94.9

Graduation Rate	Dist.	State
2008	92.4	89.5
2009	97.6	89.1

TEACHER QUALITY

Qualification	% Fully Licensed	% with Emergency Licenses	% Not Licensed	% Core Classes Not Taught by Highly Qual.
Elementary Low-poverty schools	99%	1%	0%	0%
Elementary All schools	99%	1%	0%	0%
Secondary Low-poverty schools	98%	2%	0%	2%
Secondary All schools	98%	2%	0%	2%
All schools	98%	2%	0%	2%

% Core Content Classes Taught by Highly Qual. Teachers	District	State
Elementary Self-Contained (elemen	100.00%	99.11%
English Language and Literature	100.00%	94.25%
English Language and Literature	100.00%	92.15%
Fine and Performing Arts (elemen	100.00%	96.31%
Fine and Performing Arts (ms/jr.	100.00%	95.65%
Fine and Performing Arts (second	98.05%	94.82%
Life and Physical Sciences (ms/j	94.20%	93.50%
Life and Physical Sciences (seco	85.39%	88.62%
Mathematics (ms/jr. high)	100.00%	94.02%
Mathematics (secondary)	100.00%	92.74%
Social Sciences and History (ms/	100.00%	95.80%
Social Sciences and History (sec	100.00%	94.26%
Special Education/English to Spe	100.00%	61.22%
World Language and Literature (m	100.00%	93.95%
World Language and Literature (s	100.00%	89.62%



You can view school report cards online at
www.usd232.org



Quality Care at Your Convenience

FLU SHOTS
\$20

WITH THIS AD*

*Valid only for payment in full at time of service. One coupon per client.

Accidents and illnesses can happen. When they do, you need expert medical care for quick and effective treatment. At Physician Now Urgent Care, you will be seen by a Board Certified Emergency Medicine or Primary Care Physician.

Our family taking care of your family... when you need a doctor, we're here for you!

- Medical Care
- Worker's Comp
- Physicals
- Drug Screenings



Open 7 days a week • No appointment needed
Most insurances accepted

22334 W. 66th St, Shawnee, KS 66226
(K-7 & Shawnee Mission Parkway, behind Arby's)
(913) 825-0909 • www.physiciannowonline.com
Monday-Friday 9am-8pm, Sat & Sun 9am-5pm

ACT SCORES – GRADUATING CLASS OF 2010

Students in Unified School District No. 232, continue to score above state and national peers on the ACT assessment. The school district recorded a composite average (all students) of 22.3 on the 2010 college entrance exam. The score is five tenths of a point lower than last year's composite of 22.8.

One reason for the slight dip in the composite score is the increase in the number of students taking the exam. The district saw a 12-percent jump in test-takers over this time last year.

INDIVIDUAL HIGH SCHOOL RESULTS

De Soto High School is celebrating success after students increased the school's overall composite score by nearly a full point to 22.1, up from 21.5 a year ago.

"De Soto High School is very pleased with the recent results of our ACT scores," Principal David Morford said. "Increasing our scores was a goal set last year by our faculty. While increasing by 18 percent the number of students who took the test, we were able to raise our composite. Overall Mathematics and Reading scores each rose by seven tenths of a point."

Morford said his staff's dedication and the hard work of the students is the reason for a successful year. "We are very pleased with this outcome and will continue to improve our efforts to prepare our students for the future."

Mill Valley High School's composite ACT score dipped a full point to 22.4, down from 23.4 from a year ago. The school increased the number of test-takers by ten percent.

WHAT PERCENTAGE OF OUR STUDENTS TOOK THE ACT? 74%

ACT Scores Composite Avg. All Students	2010	2009	2008	2007
USD #232	22.3	22.8	22.9	22.7
Mill Valley High School	22.4	23.4	23.0	22.8
De Soto High School	22.1	21.5	22.6	22.5
State of Kansas	22.0	21.9	22.0	21.9
National	21.0	21.1	21.1	21.2

DISTRICT SEES 174 NEW STUDENTS

According to information collected on September 20, 2010, the official count day in the state of Kansas, the district increased enrollment by 174 students in grades Kindergarten through 12. Overall headcount jumped to a total of 6,700 students. Within the last two years the number of new students in grades K-12 increased by 260.

BY THE NUMBERS

Kindergarten through 12th Grade Enrollment
(Up by 260 students over two years)

2010-2011	6,597	+174
2009-2010	6,393	+86

BY THE NUMBERS

Early Childhood through 12th Grade Enrollment
(Up by 274 students over two years)

2010-2011	6,700	+167
2009-2010	6,533	+107

Enrollment by School 2010-11 Early Childhood through 12th grade

School	Total
Belmont Elementary (new)	445
Clear Creek Elem.	585
Horizon Elem.	453
Mize Elem.	386
Prairie Ridge Elem.	548
Riverview Elem.	550
Starside Elem.	451
Lexington Trails Middle	325
Mill Creek Middle	570
Monticello Trails Middle	647
De Soto High School	644
Mill Valley High School	1,096
Total	6,700

ENROLLMENT BY GRADE 2010-2011

Grade	KDG	1	2	3	4	5	6	7	8	9	10	11	12	ECH	ECH/MD	4YRAR	NG	TOTAL
Total	529	498	585	554	562	557	535	517	490	484	437	404	407	58	51	24	8	6,700
FTE	265	498	585	554	562	557	535	517	490	484	437	404	407	29	0	12	8	6343.5

WHAT IS FTE?

Full Time Equivalency - the measure used by the Kansas State Department of Education to calculate funding on a per student basis.

WHAT IS ECH?

Early Childhood students with special needs - the district receives 0.5 funding for each student in the program.

WHAT IS ECH/MD?

Early Childhood Peer Models - the district

receives no funding from the state for these students. Parents pay tuition to have their children in the program.

WHAT IS 4YR. AR?

4 year olds At Risk - The district receives 0.5 funding for children identified as at risk.

WHAT IS NG?

Non-graded - special education students for whom a grade cannot be determined.

WHAT IS KDG?

Kindergarten

Kids' Night


ADULTS \$6.49 KIDS EAT FREE

Every Tuesday night at Pizza Hut® is Kids' Night. And, that means one child eats FREE with each adult buffet purchase of \$6.49. Eat all you want of pizza, pasta, salad, breadsticks and dessert pizza. Additional children under the age of 10 are just \$5.25, so bring the whole family!

BUFFET

Tuesdays 5:30-7:00 p.m.

34080 Commerce De Soto 913-585-1265



STUDENT ACHIEVES PERFECT SCORE ON ACT



Philip Kaul, son of Nancy and Frank Kaul and a junior at De Soto High School, earned a top composite score of 36 on a recent ACT college entrance exam. Nationally, while the actual number of students earning a composite score of 36 varies from year to year, roughly one-tenth of one percent receive a top score.

Among test takers in the high school graduating class of 2010, only 588 of nearly 1.6 million students earned a composite score of 36. The ACT consists of tests in English, mathematics, reading and science. Each test is scored on a scale of 1-36, and a student's composite score is the average of the four test scores.

In recognizing this exceptional

achievement, Principal David Morford said, "While test scores are just one of the many criteria that most colleges consider when making admission decisions, such an exceptional ACT composite score should prove very helpful for Philip as he pursues his education and career goals. We are very proud of his accomplishment and he continues to be a fine representative of our student achievement at DHS." Philip also participates in Cross Country, Track, Band and Scholars Bowl for the Wildcats.

ACT test scores are accepted by all major U.S. colleges, and exceptional scores of 36 provide colleges with evidence of student readiness for the academic rigors that lie ahead.

HUHTAMAKI

Makers of Chinet

Brand Products

And Supporters of USD 232

9201 Packaging Drive, De Soto, KS 66018 • 913-583-3025
www.us.huhtamaki.com or visit us at www.mychinet.com

TEACHER WINS NATIONAL AWARD

Amy McClure, Mill Valley High School, is the 2010 National Health Educator of the Year.



The American School Health Association named Amy McClure of Mill Valley High School its 2010 Health Educator of the Year. McClure received the prestigious award October 13 at the organization's 84th annual national conference, held at the Hyatt Crown Center Hotel in Kansas City.

McClure is in her eighth year at Mill Valley High School, located in Shawnee, KS. She has certifications to teach both physical education and health education in grades K-12 and to teach general science at the middle school level. Her 13 years of teaching experience have included work at the middle, high school, and postsecondary levels.

She was nominated by the Kansas State Department of Education for her efforts to establish and advance a culture that values health education and one that supports health-related policies, programs, and services. Attending the awards ceremony with McClure were her parents, Superintendent Ron Wimmer, and her former principal Joe Novak.

McClure earned her bachelor's degree from Fort Hays State University in Hays, Kansas, and a Master's from the University of Kansas in Lawrence. She is actively engaged in Mill Valley's wellness program and in the Kansas initiative to combat childhood obesity

and junk food consumption. Some of her major efforts have been initiatives to change policies governing the contents of snack machines and working with the school food services staff to improve lunch menus.

The mission of the American School Health Association is to build the capacity of its members to plan, develop, coordinate, implement, evaluate, and advocate for effective school health strategies that contribute to optimal health and academic outcomes for all children and youth.

The American School Health Association envisions healthy students who learn and achieve in safe and healthy environments nurtured by caring adults functioning within coordinated school and community support systems.

The Association is a multidisciplinary organization of administrators, counselors, health educators, physical educators, psychologists, school health coordinators, school nurses, school physicians, and social workers. Learn more about ASHA by visiting its Web site at www.ashaweb.org.



Chuck Mahon, center, is pictured with Superintendent Ron Wimmer and Superintendent-elect Doug Sumner. Mahon was named Area 1 High School Assistant Principal of the Year by the Kansas Association of Secondary School Principals.

DHS ADMINISTRATOR NAMED ASSISTANT PRINCIPAL OF THE YEAR

The Kansas Association of Secondary School Principals named Chuck Mahon its 2010 Area 1 High School Assistant Principal of the Year. Mahon, who serves as associate principal at De Soto High School, received the honor at the organization's fall conference on November 9 in Wichita.

Mahon came to DHS in 2004 and is in his seventh year with the school district. When asked about the state award Mahon said he is humbled by the recognition. "I really cannot imagine being anywhere else," said Mahon. "Being part of the DHS family motivates me each day to help young people achieve their best." The Board of Education presented Mahon a certificate of professional achievement in September in recognition of the state award.

He comes from a family of educators and thinks of his father often in his role at DHS. "My dad, the late Thomas Mahon, was

a high school teacher for more than 30 years. He absolutely loved working with kids," Mahon said. "That is one reason why I want our students at DHS to always believe in themselves and not be satisfied with just being okay. I want our kids to continually work for something and achieve more."

It appears the old saying *like father like son* means a lot in the Mahon family, since Chuck Mahon's four brothers are also working in the field of education. Mahon earned his bachelor's and master's degrees from Fort Hays State University and is currently working toward an Education Specialist degree, also from Fort Hays State. Prior to USD 232, he taught at Hoisington High School, Great Bend High School, and Winfield High School. He also held administrative positions at Phillipsburg High School and Central-Burden High School. He has a ten year old son, Isaiah, who is his pride and joy.



Ready to start your second career?

Become a teacher. Change the future.

Consider our Master of Arts in Teaching degree.

- Designed for individuals who have a bachelor's degree in an approved content area and want to teach at the secondary level, grades 6-12.
- Trains teachers in areas such as, math, science, Spanish, French, music and English.
- Courses will provide individuals the knowledge and skills needed for successful teaching including classroom management and effective lesson planning.
- Convenient class offerings in the evening, online and Interactive Distance Learning (IDL).

Kansas City Metro Center • 12345 W. 95th, Suite 204
Lenexa, Kansas 66215 • <http://kcmetro.pittstate.edu>
kcmetro@pittstate.edu • 913-529-4487



Pittsburg State University
www.pittstate.edu/cgs

Tired Eyes?



We have the Answer...

Call Now for an Appointment!



Chris Arnold, O.D. • Andrew Franken, O.D.
22407 W. 66th St • Shawnee
(just east of K-7 on Shawnee Mission Parkway)
(913) 441-3937 • www.shawneevca.com

Remember to use your Flex-Spending by the end of the year!



BELMONT ELEMENTARY TEACHER NAMED FINALIST FOR KANSAS TEACHER OF THE YEAR

Holly Schreiber, teacher at Belmont Elementary School, is a finalist for Kansas Teacher of the Year.

Holly R. Schreiber, a third grade teacher at Belmont Elementary School in Shawnee (De Soto Unified School District 232), and C. Dow Tate, a high school journalism teacher at Shawnee Mission East High School (Shawnee Mission USD 512), were named Region 3 finalists for the 2011 Kansas Teacher of the Year award.

The announcements were made September 12 during ceremonies at the Marriott Hotel in Overland Park. As finalists for the Kansas Teacher of the Year distinction, Schreiber and Tate each received a \$2,000 cash award from Security Benefit, a major partner in the Kansas Teacher of the Year program. In addition, they are now eligible to be named Kansas Teacher of the Year, an announcement that will be made during ceremonies in Wichita on November 20.

Schreiber and Tate were among six Teacher of the Year semifinalists from Region 3, which covers the third U.S. congressional district.

POINTS OF PRIDE

USD 232 is an important and strong participant in the Kansas Teacher of the Year Program. The school district has had eleven state finalists and six semifinalists represented in the program since 2000... more than any other school district in region three.

The district is proud to have two Kansas Teachers of the Year - Mrs. Jeri Powers (Riverview Elementary) held the title in 2008 and Mr. Keil Hileman (Monticello Trails Middle School) held the title in 2004.

2010-2011 SCHOOL CALENDAR

November 2010						
S	M	T	W	T	F	S
	1	2	3	4	5	6
7	8	9	10	11	12	13
14	15	16	17	18	19	20
21	22	23	24	25	26	27
28	29	30				

December 2010						
S	M	T	W	T	F	S
			1	2	3	4
5	6	7	8	9	10	11
12	13	14	15	16	17	18
19	20	21	22	23	24	25
26	27	28	29	30	31	

January 2011						
S	M	T	W	T	F	S
						1
2	3	4	5	6	7	8
9	10	11	12	13	14	15
16	17	18	19	20	21	22
23	24	25	26	27	28	29
30	31					


November 2010
24th-26th NO SCHOOL FOR ALL STUDENTS AND STAFF -- Buildings Closed

December 2010
17th GRADES 1 - 12 IN SESSION
½ DAY ONLY / ½ Teacher Workday/
NO SCHOOL FOR KINDERGARTEN
17th End of Second Quarter
20th-31st NO SCHOOL FOR ALL STUDENTS AND STAFF -- Buildings Closed -- WINTER BREAK

January 2011
3rd NO SCHOOL FOR ALL STUDENTS -
Professional In-Service Day
4th NO SCHOOL FOR ALL STUDENTS -
Teacher Workday
5th Start of Third Quarter
17th NO SCHOOL FOR ALL STUDENTS
AND STAFF -- Buildings Closed -- Holiday

FIRST SEMESTER 1st Quarter Aug. 13 → Oct. 14
2nd Quarter Oct. 18 → Dec. 17
SECOND SEMESTER 3rd Quarter Jan. 5 → Mar. 10
4th Quarter Mar. 21 → May 26

- ↗ Beginning of Quarter
- ↖ End of Quarter
- Enrollment (See Schedule Left)
- △ New Teacher Academy-Tentative
- ◻ First/Last Day of class for Kindergarten (when different from grades 1-12)
- ★ First Day of Class for grades 10-12
- No School (Professional In-Service Day)
- ⓔ Professional In-Service Day for Elementary Teachers-No School K-5; 6-12 in session
- ⊗ No School (1/2 Professional / 1/2 Workday)
- No School (School/Offices Closed)
- ☺ Students Half Day (1/2 Student contact/1/2 Workday)
- K Kindergarten Conferences
- ⬠ K-12 Parent/Teacher Conferences
- ⬡ No School for all students
- ▽ No School (Teacher Workday)



BULLEIGH ORTHODONTICS

Orthodontics for Children & Adults

Complimentary Consultations
Clear Braces & Invisalign



(913) 96-BRACE
(913) 962-7223

Chad Bulleigh, DDS
Orthodontic Specialist
22048 W. 66th St.
Shawnee, KS

SIMPLY SPECTACULAR SMILES





Your family's well-being is our primary concern.

No matter where you live in Johnson County, there's a **Shawnee Mission Primary Care office near you.** Our six convenient locations offer you and your family the highest quality, compassionate care Shawnee Mission Medical Center is known for. Whether we are treating or preventing illness, the wellness of our community is at the heart of everything we do.



PRIMARY CARE

Physicians pictured:
 (L to R) Brad Yost, MD; Amy Gordon Ames, MD; Chad Winters, DO; Matthew Buss, MD.

Many locations offer extended hours and same-day appointments. To find a Shawnee Mission Primary Care location near you or to make an appointment, visit ShawneeMission.org/PrimaryCare or call the ASK-A-NURSE Resource Center at 913-676-7777.

Health questions? Need a doctor? Call ASK-A-NURSE at 913-676-7777 or visit ShawneeMission.org

