

# illuminated.

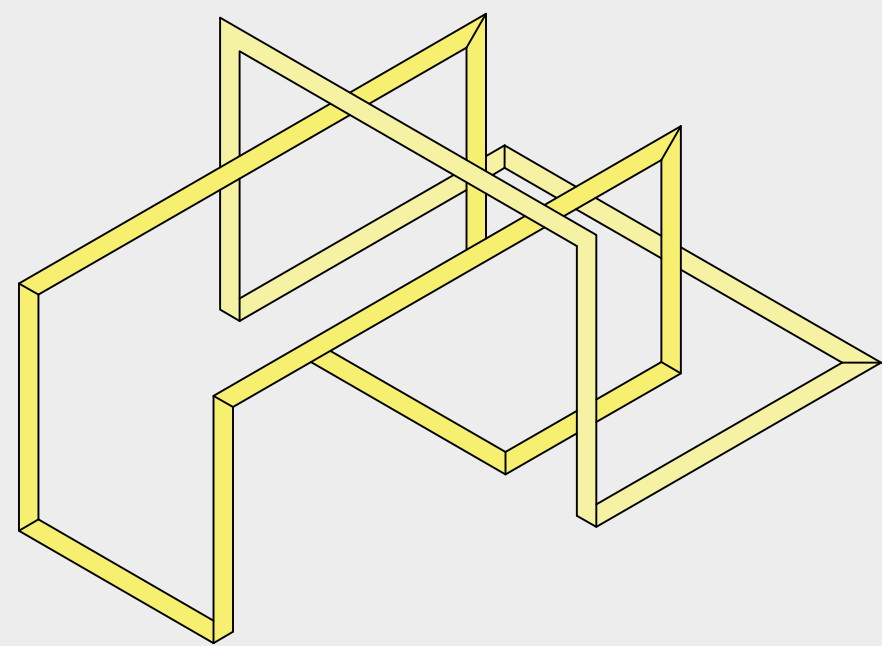
an exhibit highlighting the icons of modern furniture design

this is a temporary exhibit, designed for installation in a historic building that has a large open gallery space. without the ability to alter the gallery space, the exhibit is freestanding, which allows the exhibit to be moved and installed in other spaces. the lighting is fully incorporated into the components. the only existing lights used are the downlights over the main entrance (lobby area).

the concept was to use limited light to guide the visitor through the space, provide information, present graphics, and provide a visual dynamic.




after entering into the main portion of the exhibit one is struck with a dimly lit tunnel filled with accents of soft bold lines of light. these 'datums' of light are created by illuminating the back of frosted acrylic panels with led strip lights. the information about each designer is provided by fluorescent back lit panels, this provides the illuminated text. the same fluorescent back lit panel system is used for the portraits shown on the opposing panels.

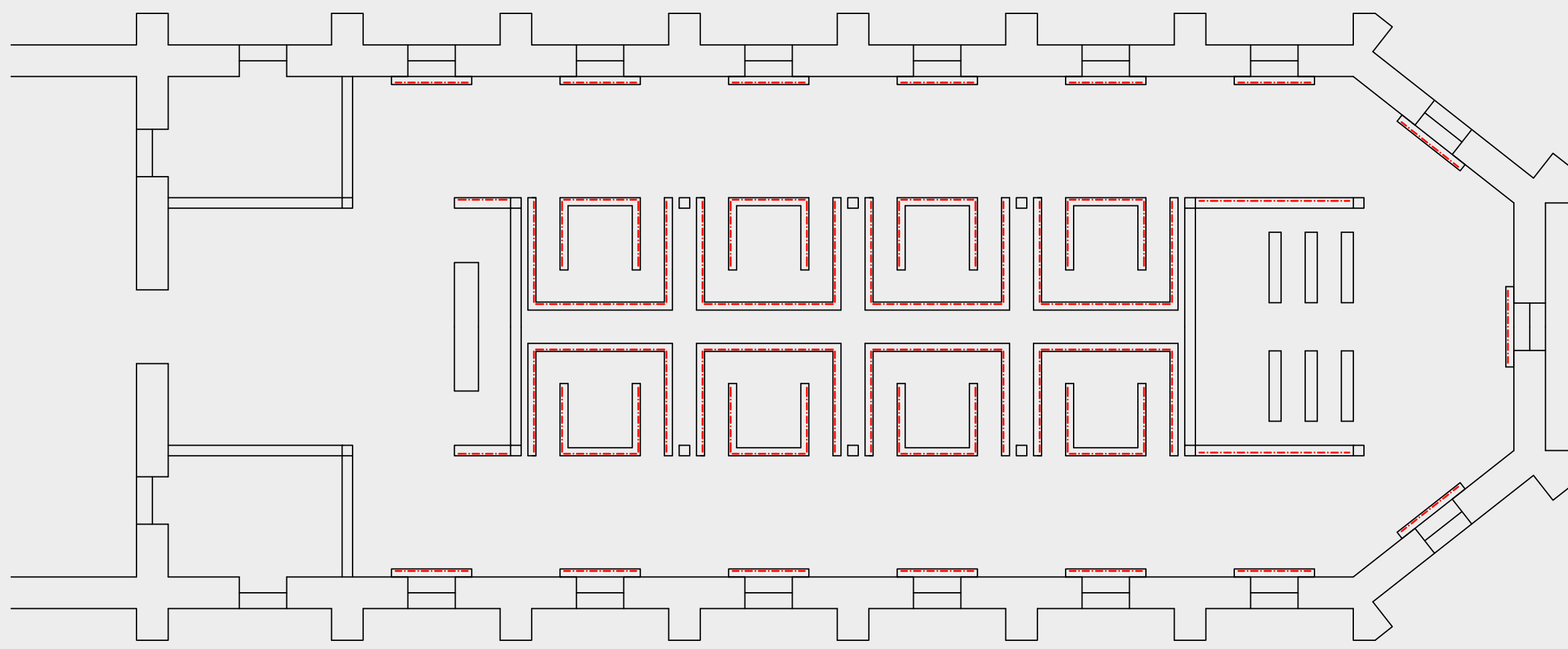


the 'datums' of light then lead one into the individual showcase rooms. inside these spaces one will see a selected piece from the designers career. the furniture is presented on a pedestal that uses the same led lit panel design used to create the 'datums'. the top surface of the pedestal creates a visual que which focuses the visitors on the furniture, it also provides underlighting for the piece. the walls are fluorescent back lit as well. in the ceiling of the space the rsa continuous channel is used to provide fully adjustable recessed spotlights.

after experiencing half of the showcases, at the opposite end of the gallery space, there is a auditorium space. the auditorium space utilizes a few downlights to provide light for individuals to move about the space. videos about the designers are projected in the space.

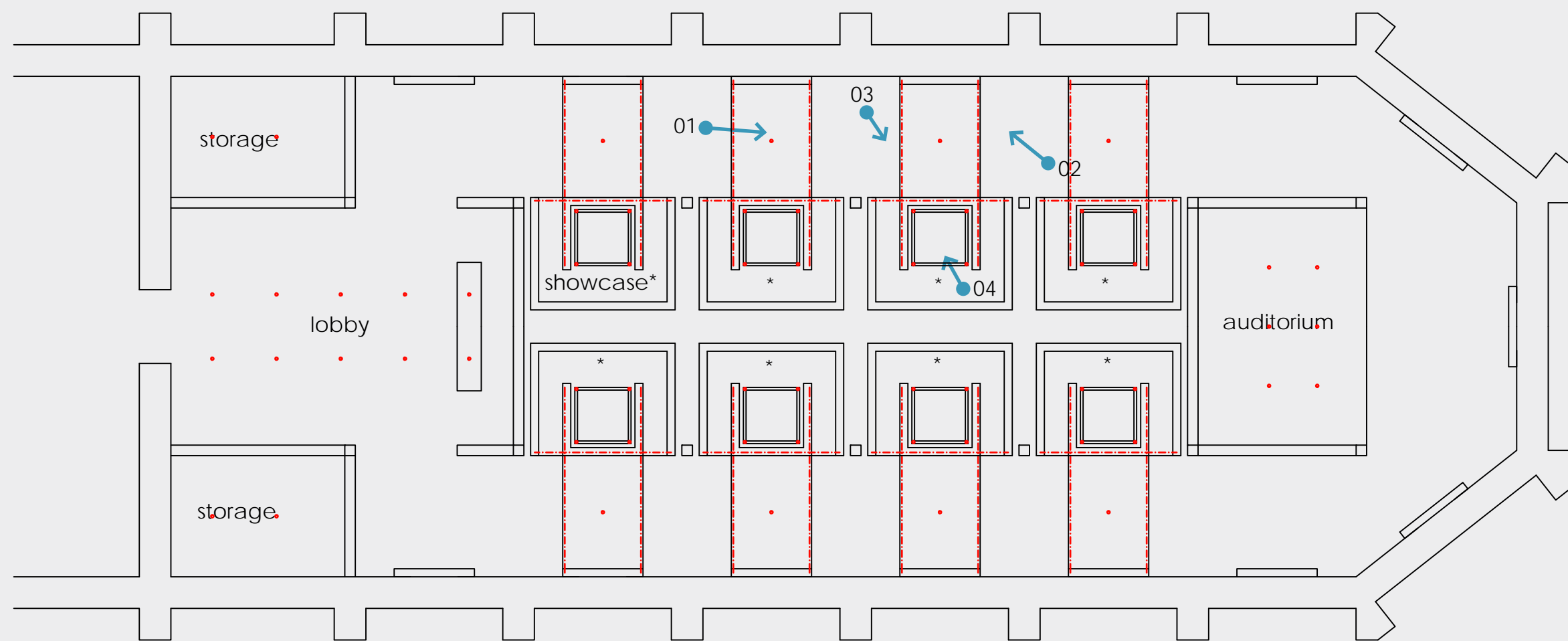
after resting and watching a few videos one can continue to the other side to see the remaining showcases and then exit the exhibit through the same lobby space one originally entered.





reflected ceiling plan





scale : 1/8" = 1' - 0"



lighting floor plan

scale : 1/8" = 1' - 0"

luminaire schedule

	manufacturer	description/ catalog number	lamp	volts
	ametrix	cove small integral 2T5, CD-N-2-T5-1-C-120	2(T5) (2) 28W 8'-0"	120v
	io led	line series 1.5, 0.10.E.3K.45.100.1.18.3.1	led	120v
	rsa	quiet ceiling trimless, QCT1775 BK	71 watt max. MR16 12V	120v
	rsa	continuous channel, CCAD-050M16-B-N-E-96-30-120	50 watt max. MR16 12V	120v



04